
Water Column

August 2013 ISSUE 1

Western Australian Underwater Photographic Society's Bi-annual Underwater Journal



Getting exposed in Papua New Guinea

Clickwhat? ClickWest!

Away with WAPF


Member profile

Looking at Hue

PIXELS winners

Rottnest Day Dive

Creature feature: Big Blue



Mike Ball Dive EXPEDITIONS

COD HOLE • CORAL SEA • GREAT BARRIER REEF • AUSTRALIA



Photo by Shae Callaghan

Fly Dive Cod Hole
3 Nights / 12 Dives From \$1638



Fly Dive Coral Sea
4 Nights / 14 Dives From \$1853



Coral Sea Safari
7 Nights / 26 Dives From \$3225



Spillsport
Unmatched space & stability



RESERVATIONS: +61 7 4053 0500

Fax: +61 7 4031 5470 Email: resv@mikeball.com
Address: 143 Lake Street, Cairns, Queensland 4870 Australia
www.mikeball.com



SCUBA Imports

HOG regulators
Liquivision computers
Light Monkey lighting
Cave and technical equipment

Always great discounts
on Top-end dive gear
and dive courses
for WAUPS members.

Dive courses
Specialist courses
Technical courses

scubaimports.com.au



PERTH SCUBA

**Underwater Photo & Video Equipment
Scuba Dive & Snorkeling Equipment
Dive Courses - Beginner to Instructor**



WAUPS Members receive 10% discount on scuba diving equipment purchased at Perth Scuba on presentation of their current WAUPS member card.



Professional advice and service on all of your underwater photo and video needs. Why go to the internet when you can build your system in store, work out everything you need and pay the same price in Perth? No waiting or freight costs!

We carry a huge range of Nauticam & Aquatica housings, ports, zoom gears and accessories, Sea & Sea strobes, housings & accessories, Inon strobes & accessories, Light & Motion Photo & Video lights, GoPro & the full GoPro accessory range and Ultralight Systems.

**4/180 Bannister Rd Canning Vale WA
08 9455 4448 info@perthscuba.com**

WaterColumn

August 2013 ISSUE 1



Contents

- | | |
|--|---|
| 4 Editorial
Welcome to the Water Column | 14 Creature Feature
Western Blue Groper |
| 5 News and events
When mammals meet, club dive with sealions at Jurien Bay and Underwater Festival 2013 | 16 PIXELS winners
Six months of winning themes |
| 6 Member Profile
Marjon Phur | 18 Processing technique
This issue we take a look at hue and saturation and how it can bring back the colour |
| 8 Fellowship in photography
WAUPS members hit the road with the WAPF | 19 Rottnest day dive
Results from our annual shootout competition |
| 9 Gimme more of those Kimbe blues
Tammy takes the plunge at Kimbe Bay in Papua New Guinea | 20 ClickWest
Karl "gives it a go" and makes the finals |
| 12 Overall PIXELS winner 2012
Daniel wins with 11 stunning images. | 22 Parting shot
Jenny Ough shows that you never know what you might see, even at a well-dived site |

Cover shot by Marjon Phur | Canon S95, Ikelite housing, 2 Inon S2000 strobes, Inon focus light | ISO 80, F5.6, 1/160.

EDITOR'S DUBBLES

They say that every picture tells a story, a moment in time captured forever. I hope you enjoy the variety of images that accompany the articles in our first issue of *Water Column*, a full colour magazine that will be produced twice yearly. The next issue will be even more special – celebrating WAUPS 30th Anniversary.

The 2013 Underwater Festival is just around the corner, kicking off in September. This is your chance to participate in an Australasia-wide underwater photo and video competition that has over \$100,000 in prizes. Last year many videos were disqualified due to the use of copyrighted material so do remember to use royalty-free music. As in previous years, WAUPS will be joining up with Perth Scuba running some fringe events, check out the article in this edition.

We are just over half way through the 2013 PIXELS Monthly Photo Competition. There have been some stunning images winning the monthly prize.

Do ensure you renew your WAUPS membership so you can continue to participate in this competition. The grand prize this year is a 3 night/12 dive, Fly Dive Cod Hole expedition generously provided by Mike Ball Dive Expeditions. Thanks Mike Ball!

Congrats to the WAUPS members who have been finalists over the last few years - a few even winning their category - in the prestigious ANZANG Nature Photography Competition. The 2012 exhibition was recently on display at the WA Maritime Museum. It never ceases to amaze me when I think how many of our members have similar, if not better, images so I encourage you to enter next year's competition. As many would say, "you've gotta be in it to win it!"

With the theme 'WA Coastline', it was interesting to see the diverse array of images submitted for the inaugural WAPF Underwater Photo Competition. Congratulations to the 'Top 20' finalists. Those images will now go on display at the Nikon

WAPF Interclub Event being held in Merredin from August 23 to 25 where the 'Top 3' winners will be also announced.

In the other WAUPS photographic competitions, the quality of the entries rises each year. In fact, one of our newest members not only won the Novice Portfolio, and then the Open Portfolio, she also took out the Image of the Year award. Read about Marjon's amazing photographic journey in the member profile in this edition.

One of the greatest challenges for many of us, including those coming from a film background, is understanding the digital workflow. Post processing is as critical as knowing how to frame and expose a shot. There are many elements that need to be considered when trying to capture the perfect image. The best way to improve is to get out there and practice so I hope to see you under the water soon.

Viv

Contributors

Tammy Gibbs

Tammy learned to dive in 2004 and has since explored and photographed the waters of Western Australia and Indonesia, as well as Kimbe Bay in PNG, Layang Layang in the South China Sea and the Great Barrier Reef. She is always striving for the perfect image and will patiently spend several hours and dives with one critter to get "the shot". Tammy is currently the President of WAUPS.

Karl Fehlauer

Karl did his open water course with the original Mike Ball Dive Shop in 1984. He purchased his first digital camera – a Sea&Sea DX-IG – in April 2008 and has taught himself pretty much everything he knows about underwater photography. He now uses a Olympus OMD EM-5 with the 60mm macro and 12-50 mm lenses in a Nauticam housing and twin Sea&Sea YS 110A strobes. Karl has had a number of articles and photos published in both DiveLog and Sportdiving magazines. Karl is currently Vice-President of WAUPS.

Sue Morrison

Sue learned to dive in 1974 (!) to pursue her interest in marine life and has dived around the UK, Australia and the Indo-West Pacific region. After grappling with film cameras she now adores the digital age. She has been employed in the Fish Section of Aquatic Zoology at the WA Museum for almost 20 years. Sue is a WAUPS committee member.

Sealion fun

by Maryann Evetts

Fourteen of us met at the Jurien Dive Shop at 8 am (yes very early start... groan) on Saturday February 23.

It was overcast and didn't look particularly inviting, but we settled onto the boat and headed out to Essex Rock. With a little encouragement from the divemaster the sealions came out to play.

The viz wasn't wonderful, but we all dived in to join the boisterous sealions who spent their time biting, chasing, and doing underwater aerobatics at

full pelt. I have lovely memories of lines of sealion worshippers on their knees bowing (well photographing) to their idols, while the same idols turned somersaults between them, nipped fins and tried their best to steal cameras and equipment. Two hours

later we returned to the boat elated, exhausted and relating stories at full voice. We regrouped after our return to Jurien on the grass in front of the Shire Office to enjoy a delicious picnic and more animated stories. A great day! Check out the great photos.



September is Festival month!



WAUPS and Perth Scuba are once again joining forces for the Underwater Festival 2013 with our very own Fringe Event. With the tagline 'The Australasia Challenge', it incorporates an Australasia-wide photo and video shootout competition like no other with over \$100,000 in prizes. Plus, you'll be able to enter the Perth local competition to win great prizes!

UF13 features a shootout competition that happens simultaneously all over Australasia – 25 countries spanning both hemispheres – every dive you can

imagine is a shootout locality during the month of September. You could dive your favourite local spots like Ammo Jetty, head out to Rottnest Island or dive with your buddy anywhere along the coast of Western Australia.

A UF13 kick-off event at Perth Scuba will launch the month-long calendar of activities which include a local photo competition, gear trials, workshops, presentations and more. Keep an eye on the WAUPS and Perth Scuba Facebook pages for all the information.



Member Profile – *Marjon Phur*

Marjon's family and non-diving friends think she's "totally obsessed" with all things diving and underwater photography. To some extent, they're right!

When Marjon recently saw a car license plate starting with DOF, her immediate thought was Depth of Field and at a recent function, a lady dressed in a green and black frilly dress made her think of a nudibranch!

Her passion began after a try dive on the Great Barrier Reef. She says it took an hour, and a very patient Irish backpacking instructor, to get her head around the fact that she could actually breathe underwater.

Once she was below the surface, Marjon was smitten with the beautiful reef and giant Queensland Grouper that followed her during the dive. As soon as she returned to Perth, Marjon signed up to do her open water course.



That was six years ago and now almost 500 dives later, she's also completed her advanced, nitrox and rescue certifications.

After a few dives, Marjon bought a little Vivitar underwater camera. She put it on auto and took lots of green, dull, blurry photos not really knowing what she was doing wrong.

She eventually took the plunge and purchased a Canon G10 camera and housing and an Inon S2000 strobe. A course with Jeff and Dawn Mullins in Tulamben taught her there are a lot more settings than just auto!

After a few housing issues with the G10, Marjon purchased a Canon S95, Ikelite housing and a second S2000 Strobe plus added an Inon close-up wet lens and wide angle lens.

Her rig was now complete and served her extremely well – with this set-up, she took the shots that won her the WAUPS open and novice portfolios as well as image of the year 2013.




Feeling the need to upgrade again, Marjon now uses an Olympus EPL5 camera and housing, with macro, wide angle and 14-42 lenses and a Zen dome port. She's been able to reuse the two S2000 strobes and close-up wet lenses. She says the upgrade has meant a whole new learning curve but she's done another course to get to know the new system.

Since learning to dive, Marjon has dived some awesome places including the Red Sea, Tulamben and the Abrolhos Islands. Her favourite destinations have been the "fabulous" underwater photography liveboard cruises to Komodo and North Sulawesi/Bangka with Jeff and Dawn Mullins.


Marjon's most memorable dives have been at Manta Alley in Komodo where she was mesmerised by the beauty and grace of the magnificent mantas, and Elphinstone Reef in the Red Sea where she was buzzed by a tiger shark. She says her worst dive was being caught in an extremely strong down-current at Kubu reef north of Tulamben where she almost (almost!) had to ditch the camera!

Next on her bucket list are Exmouth and Raja Ampat (to be crossed off later this year) and Belize (next year).

Marjon says she's made a lot of great friends through diving and loves nothing more than a post dive feed and coffee to babble about all things diving and underwater photography! 







One of the great things about being a member of WAUPS is that you also have membership of the WA Photographic Federation (WAPF).

The WAPF exists to promote photography, assist and coordinate the activities of WA photography clubs, in addition to providing blanket personal liability insurance to affiliated clubs such as WAUPS.

FELLOWSHIP IN PHOTOGRAPHY

By Eleanor Hodgson

Being a member means that you can attend inter-club events put on by other affiliated clubs. I personally attended three of these events in 2012: an evening landscape workshop in the Swan Valley with Paul Dowe, an entire weekend event in Busselton run by the Busselton Camera Club and a long weekend at Lake Ballard hosted by the Gem Camera Club.

The September Busselton weekend was a superb experience. Four WAUPS members - Amanda Blanksby, Tammy Gibbs, Sue Morrison and I - made the trip down on Friday for the event held at the Bayview Geographe Resort.

Tammy and I took the Friday off and planned to stop to take photos as we headed south down the scenic Southwest highway, but the weather was so wet that we were lucky just to keep the car on the road. We met up with the others at the Pylon Inn, our accommodation for the weekend which was central to all the activities, and car pooled to the events.

The weekend began with Friday night dinner at the resort and an entertaining presentation on underwater photography by WAUPS founder Ann Storrie. Who knew the challenges those manual film cameras presented? There was also an exhibition featuring underwater photographs by Ann and Wayne Storrie, Sue and Peter Morrison.

Saturday's events began with breakfast at the resort and a briefing before heading for Castle Rock to try out some landscape photography accompanied by local Christian Fletcher. The weather was kind and the rain stayed away for our lunch at Meelup Beach where we were treated to a display from a whale

frolicking in the bay. A wildflower hunt followed lunch and the WAUPS crew stuck with Ann who found us quite a few varieties of orchids and took us to a secret location to see Carbinup king spider orchids. We weren't disappointed. A dinner and presentation by Christian Fletcher, along with prize draws rounded off the day.

Sunday began very early and cold when we headed to Busselton Jetty for a sunrise shoot. Following breakfast back at the resort, we returned to the jetty for a private tour of the underwater observatory with Ann. Due to the poor conditions the observatory was closed to the general public so we had the whole place to ourselves. The weekend ended with a yummy morning tea at The Goose.

What a fantastic jam-packed weekend! As with all WAPF events, a photo competition was held for attendees. There were some great shots from various aspects of the weekend and my image of three spider orchids was chosen as the winning image.

Attending events hosted by other clubs provides the opportunity to meet interesting, like-minded people. It is well worth taking the opportunity to go on some of these weekend workshops and make the most of your WAPF membership.



An underwater photograph of a coral reef. The background is a deep blue. In the foreground, there is a large, intricate, reddish-brown coral structure that looks like a fan or a large, branching tree. To the left, there are some purple and pinkish coral formations. Several fish are visible: a large, silver fish with a prominent orange eye is in the lower left, and a group of smaller, similar fish are in the lower right. The overall scene is vibrant and colorful.

Gimme more of those *Kimbe blues*

The diversity of Papua New Guinea is astounding. The landscape varies from volcanic mountains covered in rainforest, to flooded coastal plains, to islands surrounded by pristine coral reefs.

by Tammy Gibbs

PNG is one of the world's most culturally-diverse countries, and one of the least explored - it's thought that many species of plants and animals exist undiscovered in PNG.

I had the unique opportunity of heading to PNG for a work trip, and I couldn't let the journey go by without a bit of diving on the way home. After spending two weeks at more than 1600 metres above sea level in the highland town of Goroka, I was excited to fly to Hoskins for some adventures in the warm waters of Kimbe Bay.



Hoskins is an hour by plane from PNG's capital Port Moresby. I wasn't certain I'd get there as heavy rain (three metres in three months) had just washed away the bridge between the airport and main town and flights had been suspended in the days previous. Thankfully the flight was still showing on the TV screen in the departure lounge and I arrived without a drama.

As the name would suggest, Walindi Plantation Resort is nestled amongst plantations of oil palm, sitting right on the beach, overlooking Kimbe Bay. Due to renovations, I'm upgraded to a private bungalow which is clean and comfortable with lots of room for spreading out camera gear. The main resort building houses the dining area, bar, swimming pool, library and wifi hotspot and it's here that guests, staff and the resort pets mingle and chat. During dinner my diving paperwork is completed, nitrox arranged and I receive a dive site briefing so I can prepare my camera for diving in the morning.

The following morning, right on cue, my dive gear is collected and after breakfast I make my way to the dive shed. I'm the only diving guest, yippee! We head out to South Ema, one of Walindi's best known sites.

My first thought as I jump off the back of the boat is that the water is cold, a lot colder than I was expecting in this tropical destination.

As my guide Lucas and I descend, it's obvious this is due to the 5-6 metre layer of fresh rain water that is not only cold but dirty too. Once below it, my computer registers 31 degrees and the visibility improves.

Kimbe Bay is famous for its stunning blue water. But there is so much more on offer. Coral reefs, wrecks, walls and sea mounts offer a variety of diving as well as the chance to see big and small animals. I did 13 dives over four days and didn't dive the same site twice although I would gladly have dived many a second or third time.

South Ema is a great place to begin my Kimbe diving, it's said to be the dive site that has it all. Schools of jacks and batfish hang mid-water while bright red whip corals, barrel sponges and gorgonian sea fans rise from the reef. There's even a deep swim-through cave. Our next dive is at Vanessa's Reef which has the biggest gorgonian sea fans I've ever seen. Standing several metres across and dark red in colour, I find it difficult to light and photograph them because they are just so big. At Lumu, I photograph anemones full of anemonefish and crinoids sitting on top of the reef, Lucas even models for me.

Between dives we sip coffee and munch on coconut biscuits. Lunch is always a delicious spread freshly prepared in the Walindi kitchen and includes rice or noodles, salad, chicken, savoury slices or pies and fresh fruit.

The next day I get a taste of those famous Kimbe blues. We head out to Bradford Shoals, a distant sea mount that rises out of the depths to within 20 metres of the surface. Thousands of barracuda swirl around the sea mount and I spend most of the dive circling with them. For the afternoon dives at

Above left Blenny – 1/250, f11, ISO200, Nikkor 105mm lens

Left centre Shark – 1/200, f5.6, ISO200, Tokina 10-17 fisheye @ 17mm


Left Zero wreck – 1/160, f5.6, ISO200, Tokina 10-17 fisheye @ 10mm

Right Whip gobies – 1/250, f7.1, ISO200, Nikkor 105mm lens

Far right Chrinoid shrimp – 1/250, f13, ISO200, Nikkor 105mm lens

Below left Anemone shrimp – 1/250, f9, ISO200, Nikkor 60mm lens

Below right Spinecheek – 1/200, f13, ISO200, Nikkor 105mm macro



Christine's Reef and Lauia, I switch to macro and photograph tiny shrimps and crabs, nudibranchs, a few varieties of anemonefish, a turtle and Lucas even finds a Denise's pygmy seahorse. I spend a lot of time photographing the clown anemonefish, trying in vain to get two in my shot.

Day three sees two divers from South Africa join me and we have a new guide, Martin. As we head out to Inglis Shoal, a large pod of spinner dolphins greets us in the bay. Inglis is another sea mount with the reef cascading downwards from 14 metres. As we descend, grey reef and white tip sharks welcome us and I spend most of the dive with the sharks or in the schools of bigeyes. Our next dive is on the Japanese Zero wreck, a relic of World War II which sits completely intact in 14 metres of water. Being close to shore in Wangore Bay, the visibility is down but it's an easy dive and one that should be on your list if you come to Kimbe. Our lunch break is taken at Restorf Island where

the stunning Brahminy kites swoop down to the dive boat to collect food scraps. We dive Charmaine's Reef in the afternoon for some more macro including razorfish, spinecheek anemonefish, Christmas tree worms and crustaceans.

On my final day of diving we head out to Otto's for two dives. Sheer walls with overhangs and caves provide a different underwater landscape. Barracuda, sharks and tuna cruise the walls and I also spot scorpionfish, anemonefish, gobies and shrimps sharing a hole, hawkfish, crinoid shrimps and basslets. A pod of bottlenose dolphins swims past the boat during our surface interval. Heading back towards shore, we stop at Susan's Ridge for our afternoon dive. This is a great macro site with lots of small fish, nudis, yellow damselfish

and a two spot goby foraging in the sand. Our night dive is at Hanging Gardens where crustaceans rule! Different types of shrimps and crabs are on the move and I spot my first saron shrimp nestled down in the staghorn coral.

You don't come to Kimbe Bay for just one particular thing like manta or shark action or whaleshark congregations or wrecks or muck critters. It's a special place that has a bit of everything. Don Silcock describes it as "fish-bowl" diving as it's like being immersed in a fully stocked aquarium, but with a considerable random factor of nature in that you never know what is going to come in from the blue.

I certainly hope to get back there one day for more of those gorgeous Kimbe blues.



All shots taken with a Nikon D300 in Sea&Sea housing with 2 Inon Z240 strobes

HOW TO GET THERE

Qantas fly daily from Perth to Port Moresby via Brisbane, Sydney or Cairns. www.qantas.com.au.

Air Niugini fly daily from Port Moresby to Hoskins (Kimbe Bay). www.airniugini.com.pg.

WHERE TO STAY AND DIVE

Walindi Plantation Resort has been showing off the Kimbe Bay reefs to visiting divers for over 25 years. Walindi is also home port to the boutique liveaboard, MV FeBrina.

Accommodation includes bungalows and plantation house rooms (serviced daily) and all meals are included. Diving packages, courses, gear hire and nitrox available. www.walindi.com.

ens



PIXELS 2012

Overall Winner

Daniel Lloyd

Daniel Lloyd was the overall winner of the WAUPS 2012 PIXELS competition with this stunning collection of images. We'd like to thank South West Rocks Dive Centre on the east coast who generously provided a dive package for Daniel to enjoy.

www.southwestrocksdive.com.au



Pre September 2012 Daniel used a Nikon D300s in Nexus Housing, then upgraded to a Nikon D800 in Nauticam. He uses Inon Z240 strobes. For super macro, he usually uses a 105 macro plus a Subsee 10x diopter.







The charismatic Western Blue

Groper

Achoerodus gouldii
(Richardson, 1843)

by Sue Morrison

One of my all-time favourite fishes is the Western Blue Groper. In fact, few SCUBA divers can resist the charms of a Western Blue Groper due to their inquisitive and docile nature. On one dive, a female was apparently swimming around me for some minutes while I was photographing corals, I was totally unaware of her. Fortunately my buddy alerted me to her presence, so I quickly changed subject! I knew she was a female due to the yellow-green body colour.

The males are deep blue and always larger, like the one below. Often it is only the first divers in the water who see these stunning large males, as they usually disappear rapidly into the blue with a flick of the fins. It is fortunate they are wary, since they have been subject to over-fishing for many years.

What strange teeth you have!

The curious female, top right, posed and showed me her beautiful thick lips and peculiar powerful, peg-like, white teeth. Western Blue Groper also have unusual pharyngeal (throat) teeth that are used to bite and crush the crustaceans, molluscs and echinoderms they favour in their diet.

Odd relatives


The Western Blue Groper is a wrasse (Labrid) which is the second most diverse family of marine reef fishes. Relatives form a formidable-sounding line-up including the flasher, baldchin, tubelip, tuskfish, slingjaw, birdnose, chiseltooth, razor, moon and cleaner wrasses. The Western Blue Groper is the

largest bony reef fish in temperate (cool) Australian waters, reaching a maximum of 40 kilograms in weight and 1.75 metres in length. It is the second largest wrasse after the Humphead Maori Wrasse.

Sex changes the norm

Only about 40 years ago, ichthyologists (fish scientists) discovered that sex reversal occurs in a number of reef fishes. In fact this appears to be the norm for many fishes. Wrasses demonstrate this in a spectacular way – they are hermaphrodites (possess both male and female reproductive organs) and are also sexually dichromatic (each sex has a different colour pattern). There are many instances of the males and females being described as different species in the wrasse family as there can be up to three colour phases –





Above left and right Female Western Blue Groper

Opposite page bottom left Male

Bottom right Pharyngeal teeth
(courtesy of the Western Australian Museum)

juvenile (not sexually active), initial (usually female) to and terminal (mature male) phases. You are likely to have seen these phases in the local Western King Wrasse.

Female and male Western Blue Groper

The Western Blue Groper is a protogynous hermaphrodite which means that it starts off life as a female (bright green) and can change to a male (blue) later in life. They live in small social groups consisting of one large male, two to three smaller females (when 15-20 years old, around 650 millimetres) and several immature individuals. If the dominant male dies, the largest dominant female takes over his role, and changes to a functional male. Unlike some other wrasses however, sex change in Western Blue Groper only occurs after they have bred as females. Sex change happens at lengths over 820 millimetres when they are 30-35 years old. Within a couple of hours of the disappearance of the male, the dominant female will start behaving in a masculine manner. A couple of days later, the female's colouration will change to that of the male and within about 14 days her sex will have changed to male.

As a result of this change, the other females will have moved up one position in the social order of the harem, with a vacant position left at the bottom for a new female member.

Reproduction

Courting and spawning have not been observed in the wild, but they are known to spawn between early winter and mid-spring on deeper offshore reefs. The larvae are caught up in the Leeuwin Current and swept south and eastwards along the southern coast for a couple of months, then they settle in shallow inshore reefs. The young feed on mussels scraped off the rocks and small crustaceans. As they develop into green-grey juveniles they brave deeper water of two to three metres. They subsequently change colour to a uniform pale green and stay in sheltered waters and grow slowly for ten years until they are sub-adults 20-60 centimetres long. These sub-adults are widely dispersed at densities of only one to eight for every hundred metres of coastline. As they increase in size they move to the deeper offshore reefs down to a maximum of around 40 metres.

Home-grown local

We are fortunate to have the Western Blue Groper in our local waters, as it is endemic (only occurs in a restricted location) in southern Australia between Portland in Victoria and the Houtman Abrolhos Islands in WA. It does not occur anywhere else in the world.

A venerable (vulnerable?) age

This long-lived, slow-growing species takes about eight years to reach a length of 400 millimetres, and between 15 and 35 years to mature. At maximum size it is estimated to be at least 70 years old (oldest known wrasse). Consequently it is potentially susceptible to over fishing. Stocks of this excellent eating quality fish have been over exploited in the past, but fishing restrictions are now in place to protect it.

Check out the WA Museum website blogs on marine life at:

museum.wa.gov.au/explore/blogs/museumfish



PIXELS winners

January to June



January – Jetties *Chris Holman*



April – Blennies *Ken Strickland*



February – Urchins *Pam Sutton*

The first half of the year saw some outstanding pictures win the monthly PIXELS theme contest, as judged by WAUPS members and guest judges. Congratulations to all the winners.



Processing technique

Hue/Saturation adjustment in Photoshop by Peter Nicholas

The hue and saturation tool is one method that will help bring back the colour in your image. The key point is not to over-do the adjusting of the image so that it retains a more realistic appearance.

Start by opening an image in Photoshop, then from the menu bar select 'Image', then Adjustments to show you the drop down menu, from which select Hue/Saturation. If using an Apple – Command U is the short cut. Then follow the steps.

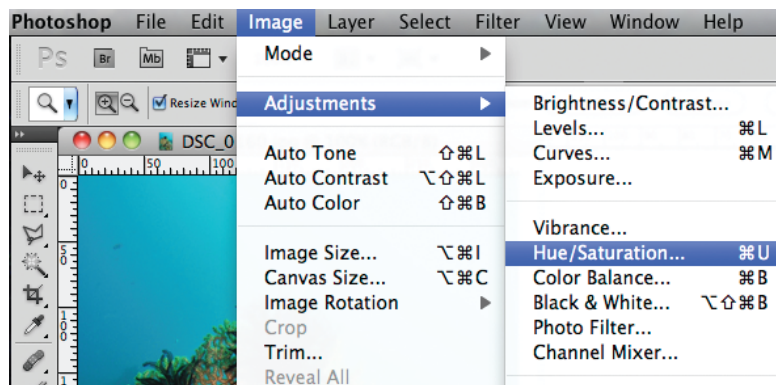


Original image

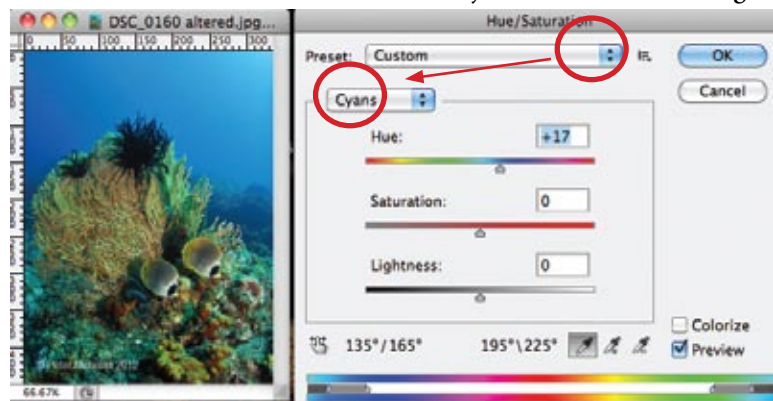


Adjusted image

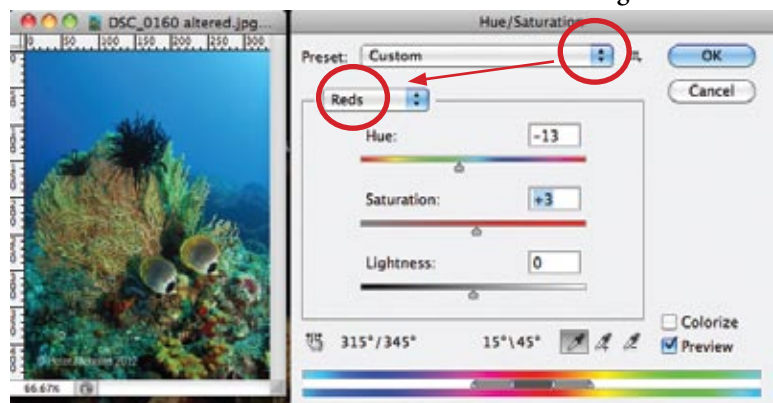
Start here



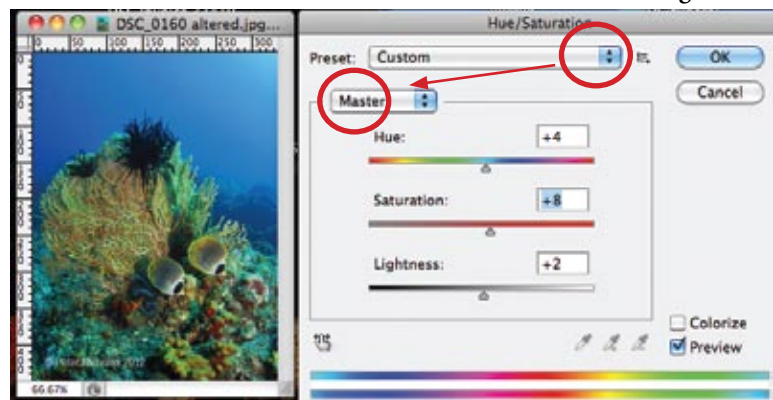
From drop down choose Cyan this will adjust the blues in the image.



Now choose Red – this will adjust the warmer tones in the image.



Now choose Master – this will adjust the overall colour tones in the image.



Try and stay within the 0 – 20 range in the sliders, this will help keep the image looking more natural. Depending on the water colour and subject the other colours in the drop down could also be adjusted.

Rottnest Day Dive

By Viv Matson-Larkin

Making the most of what you've got



Viv Matson-Larkin



Danny Messom



Ian Griffiths

Diving the same site, on the same day, in the same conditions provides a level playing field for those taking part in the WAUPS annual Rottnest day dive. It's also made a little tougher by having the added challenge of getting that perfect image from a commercial dive boat, where we also have dive time constraints. This is totally different to the two-hour dives that some of us are used to doing under the various jetties along our coastline where time becomes less of a factor. So making the most of what the site and conditions present is the challenge for this competition.

For the last few years, we've boarded Dolphin Dive's vessel Blue Destiny from the Endeavour Jetty in Fremantle. April 6 was a beautiful day to be out at sea for our annual comp, enjoying two dives with a scrumptious bbq lunch.

The task of trying to improve on my previous years entries had me contorted at various angles – it was not a pretty sight! I tried my best not to photograph the same thing as everyone else as we explored the labyrinth of caverns, canyons and overhangs. Danny and a couple of other members were fortunate to see the local grey nurse shark on the first dive.

This year we also had a slightly different format with each of us trying to capture images for one of the five categories - Colour, Nudis, Portrait, Reef and Newbie (for those more recent members). There would also be an overall winner of each entrant's three highest scoring images. Congrats to all the winners, there really were some fantastic images taken on the day.

I'd like to take this opportunity to thank our sponsors for this competition – Perth Scuba, Dolphin Scuba Welshpool, Perth Diving Academy and Fitzgerald Photo Imaging.

See you all next year!



Eleanor Hodgson



Viv Matson-Larkin



Viv Matson-Larkin



Amanda Blanksby



ClickWest

"I entered the image and crossed my fingers and was stoked to receive an email informing me that my image had made the 'Top 10' in the macro category."

by Karl Fehlauer

ClickWest is the premier digital photography competition of the Western Australian Photographic Federation (WAPF). Now in its second year, Clickwest was devised by Ric and Ailsa McDonald from the Gem Camera Club (Ric is also on the WAPF committee). The idea was pretty simple - they wanted to see digital photos projected onto a very big screen, in this case a cinema screen!

So how does it work?

There are four categories - *Macro*, *Portrait*, *Landscape* and *Architecture* (Mono) - as well as best Portfolio. The images were judged by leading professional photographers Tony Hewitt, Christian Fletcher, Michael Fletcher, Peter Eastway and Les Walkling - also known as ND5. Ten finalists were chosen in each category, all vying for a cut of the \$22,000 prize pool.

Last year, I attended ClickWest as a spectator and was so impressed that I decided to have a go and enter this year. I'm not one to normally enter photo competitions as I find it puts me under too much pressure and starts to detract from my enjoyment of photography. So with this in mind, I didn't deliberately set out to capture an image to enter but instead thought if I took one that I liked, I would enter it.

One thing I did want to ensure was that my image was different and I think this is important for everyone to understand. When I was sitting in the audience last year, watching all of the images being projected onto the screen, the one thing I noticed was that many images were very similar. That's not too say the images were bad, in fact individually they were great images, but when seen together one after the next they no longer stood out. So with this in mind, I wanted my shot to be different and to

standout in the hope it would at least get me into the top 10.

I love my macro photography and in the underwater world, we have so many fascinating subjects that most people will never ever get to see. I knew at the very minimum, my image had to be an underwater image and that would be the first step to standing out from the crowd.

Next I had to find a subject that was different, something not everyone had seen before. As I scanned through my images, I came across a series of images of male cardinalfish with eggs in their mouths. I knew immediately that this is what I wanted to enter! However, after narrowing it down to four, I wasn't sure which image to choose. If you're like me, it is often hard to be subjective about your images, so I took them to work and asked my colleagues which one they liked the most. The one with the highest number of 'votes' was the one I decided to enter.



The image

The image was taken at Robb's Jetty in late January/early February 2013 in about 6m of water. Our Perth waters often have poor visibility and on this day the vis was about 3m, very milky and silty. I had to get close to reduce the likelihood of backscatter ruining the image. From memory, I waited for about 40 minutes taking lots of images and as anyone would know, when these guys open their mouths to rotate the eggs it happens fast so you have to be ready. Your concentration and patience levels need to be extremely high.

The image was taken with my Olympus OMD EM-5 camera, Olympus 60mm macro lens and twin Sea & Sea YS 110A strobes (snooted). The camera settings were f14 @ 1/125th of a second, ISO200 and strobes at ¾ power. If I was to take this image again, I would remove the snoots from the strobes as it added

some extra complexity to taking the image that I could do without.

In Photoshop Elements 9, I made some simple adjustments to the levels and contrast, removed some backscatter with the healing brush tool and applied an 'Unsharp' mask. All up about 10 minutes worth of work on the computer.

I entered the image and crossed my fingers and was stoked to receive an email informing me that my image had made the 'Top 10' in the macro category. I immediately purchased two tickets to the event – I was going to attend anyway but this placed a greater emphasis for me to do so.

The presentation night was held at the Hoyts Carousel Cinemas in Cannington with images from each entrant displayed on the big screen before the finalists and winners were announced. I didn't win, but I was happy to have been a finalist and hopefully I'll do better next

year. As an added bonus, I didn't leave empty handed as each finalist was presented with a Photobook (sponsored by Canon) containing all of the finalist images.

Hopefully I have inspired more of you to enter the competition next year. It's a really good opportunity to represent yourself as well as WAUPS and open up the world of underwater photography to everyone. If not, at least buy a ticket for the presentation night and I can guarantee you will be suitably impressed.

Finally if I could give out one piece of advice - if you are considering entering next year's competition (or any competition), choose an image that is different so that it stands out to the judges eye and hopefully it will survive the first cut!



For more information

WAPF – www.wapf.org.au

ClickWest – www.clickwest.com.au



PARTING SHOT

by Jenny Ough



I love April for diving - calm seas, great temperature above and below, and little to no wind! Twas one such balmy evening on April Fool's Day 2011 when Viv and I headed to Cottesloe Beach for a shore dive. We often do a twilight dive there – we normally get in a little before sunset, and exit anything up to two hours later!

Elizabeth Reef is a shallow dive, with maximum depths around five to six metres, so you need very calm seas and little or no swell. This particular evening,

we approached the reef from near where Warton Street meets Marine Parade, as there are steps there for easy access over the sand dune. That was good for me as it was only a few months after my total hip replacement, and my wonderful buddy was still carting my scuba unit down to the beach for me.

We spent quite a bit of time over the seagrass beds on the way out to the reef, and encountered a family of squid out hunting. They were very intent on their hunting and

did not seem bothered by us, the occasional flash, or our torches, at all. I concentrated on one of the largest ones in the family, that was closest to me, and fired off several shots as it zoomed down into the seagrass then emerged with a fish in its tentacles!! It all happened so quickly and I was so intent on focussing on its eye that I almost missed the action – squid's eye going down, down, down into the seagrass, then back up and...wow, it caught a fish! I believe the fish is a sole. This is one of my favourite shots from a local dive.



Sponsors

We sincerely thank all of the sponsors who have supported WAUPS over the years. Please remember the WAUPS sponsors below when you are thinking of your next purchase.

Mike Ball Dive Expeditions generously supporting our 2013 PIXELS monthly theme competition.



Perth Scuba generously provides prizes for competitions and discounts for members (with your current membership card).



Scuba Imports/Dive Tub generously provides prizes for competitions and discounts for members (with your current membership card).



South West Rocks Dive Centre generously supported our 2012 PIXELS monthly theme competition.



Tulamben Wreck Divers generously supported our 2011 PIXELS monthly theme competition.



Scubapix generously provides prizes for competitions and discounts for members.



Fitzgerald Photo Imaging generously provides prizes for competitions and discounts for members (with your current membership card).



Breeze Photos Tweed Heads generously provides prizes for competitions and discounts for members. Just email Ross at ross@gudgeon.id.au and let him know you're a WAUPS member.

Albany Dive generously provided prizes for competitions.

Dolphin Dive Fremantle provides a reduced rate for our Rottne day dive and discounts for members with your current membership card.



Dolphin Scuba generously supported the 2012 and 2013 Rotto day dive competition.



Perth Diving Academy generously supported the 2013 Rotto day dive competition



Scuba Symphony generously supported the 2012 Rotto day dive competition



Doug Sloss from Ocean Magic Productions generously supported our 2012 Novice Portfolio competition.

UWdigitalcamera.com in Japan generously supported the 2012 Rotto day dive competition.

Sea Dragon Promo Products Discounts for members with your current membership card.

Lotterywest provided a grant to enable us to purchase our AV equipment.










WESTERN AUSTRALIAN UNDERWATER PHOTOGRAPHIC SOCIETY INC.

waupsnews@gmail.com

The Western Australian Underwater Photographic Society (WAUPS) is a non-profit organisation, which was established in January 1984.

The aims of the Society are:

-  To promote an improvement of underwater photography amongst its members.
-  To promote underwater photography in the community.
-  To encourage an understanding and preservation of the marine environment.
-  To promote an exchange of skills and ideas from within the society and from external bodies.
-  To have fun and enjoy socialising, diving and photography.

WAUPS holds monthly meetings which include guest presenters on a range of photography and diving topics along with a digital show-and-tell of images from members.

We hold an annual Rottnest day dive shootout, a monthly themed photo competition called PIXELS, monthly photo dives, annual portfolio and image of the year competitions and a range of trips and social events during the year.

WAUPS members also get membership to the WA Photographic Federation and can participate in their events and trips.

Anyone interested in underwater photography is welcome any time including all levels of experience.

**WAUPS meetings are conducted at 7:30pm
on the FOURTH TUESDAY of every month.**

www.waups.org.au

